

Tempered Glass Screen Protector with Easy Installation Guide and Rear TPU Film for iPhones

For iPhone 6, 8



Glass Film
 Anti-Shatter
 Rounded glass film
 93% High Transmittance
 9H Tempered Glass

Includes:
 10 Sec Guide, Glass Film (Front),
 TPU Film (Rear), Microfiber cloth,
 Squeegee push card,
 Alcohol pad, Dust removal
 Stickers



10 Second Guide
 Easy to Install
 Premium Glass Film with Guide

Package

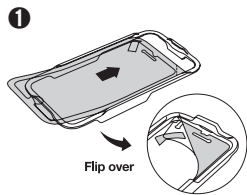


Rear TPU Film
 Anti-scratch
 Anti-shock
 Non-slip

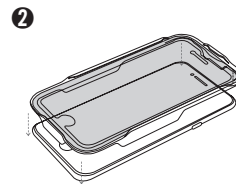


How to Install

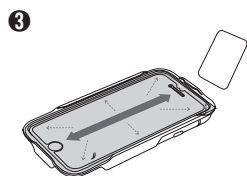
Completely wipe off all dust and finger-prints with the included Alcohol Pad and Microfiber. Be sure there is nothing remaining on the screen. If you find any dust, use the Dust Removal Sticker.



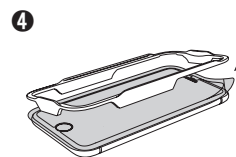
Insert front film into the 10 Sec guide and peel off the STEP1 label.
 *Flip over and peel by pulling off red tag.



Mount the guide onto your phone.



Attach the film from center to the edges. (When you attach backside film, use included squeegee.)



After taking off the Guide, peel off film cover.
 * Repeat above steps to attach rear film on the backside.

SEP Flexible Protective Films for Smartphones

For iPhone XR, XS, XS Max, Samsung Galaxy Note 9

Special Elastic Polymer Film (SEP)

This special production method and coating technology prevent scratches. Micro scratches below two micrometers from a stylus pen can be self-restored.



Package

Includes:
2 film screen protectors,
Microfiber cloth, Alcohol wipe,
Squeegee push card



Curved Surface



Clear Screen




Scratch Resistant





Impact Resistant



Anti Fingerprint



Self Restoration from stylus pen



3D Perfect Adhesion
Due to the high density adhesive layer of the acrylic.